




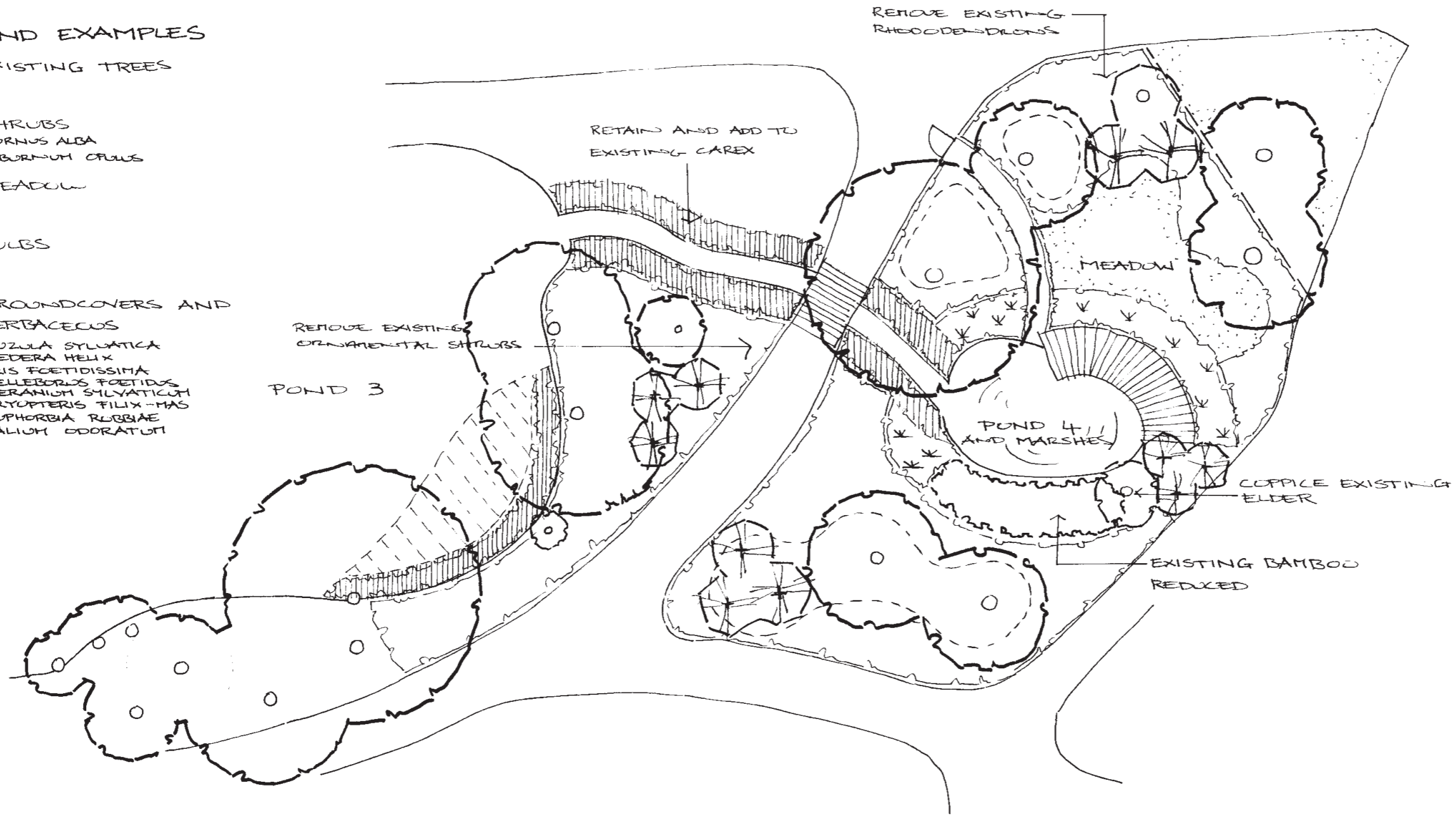




KEY AND EXAMPLES


-  EXISTING TREES
-  SHRUBS
CORNUS ALBA
VIBURNUM CRUIC
-  MEADOW
-  BULBS
-  GROUNDCOVERS AND HERBACEOUS
LUZULA SYLVATICA
HEDERA HELIX
IRIS FOETIDISSIMA
HELLEBORUS FOETIDUS
GERANIUM SYLVATICUM
DRYOPTERIS FILIX-MAS
EUPHORBIA ROSSIAE
GALIUM ODRATUM

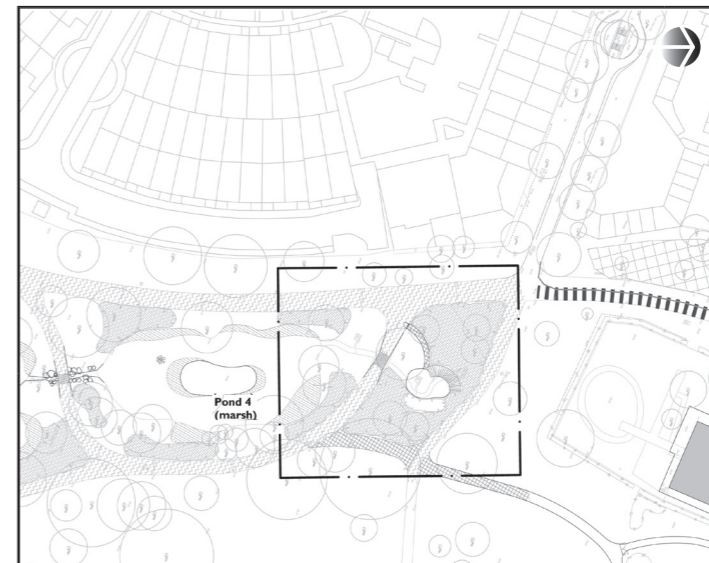


AQUATIC PLANTS

-  EMERGENTS
BUTOMUS UMBELLATUS
SPARGANIUM ERECTUM
TYPHA ANGLUSTIFOLIA
PHALARIS ARUNDINACEA

-  MARGINALS
IRIS PSEUDACROS
MENTHA AQUATICA
CALTHA PALUSTRIS
LYTHRUM SALICARIA
MYOSOTIS PALUSTRIS
CAREX Sp.

-  MARSH PLANTS
FILIPENDULA ULMARIA
LYCHNIS FLEX-COCCULI
CARDAMINE PRATENSIS
VIOLA PALUSTRIS
EUPATORIUM CANMARIUM



Revisions

LAND USE CONSULTANTS
43 Chilton Street
LONDON NW1 1JD
Tel 020 7383 5784 Fax 020 7383 4798
email: luc@london.landuse.co.uk

Project
BROCKWELL PARK
Stage 2 HLF Restoration

Client
London Borough of Lambeth

Title
Typical Planting
Ponds 3 & 4

Drawn by _____ Checked _____
Date **Oct 07** Scale **1:200@A3**

Project No.	Phase	Drawing No.	Status	Rev
4026	01	201	1	-